

6.2mm WTW (LL) Series Connector:

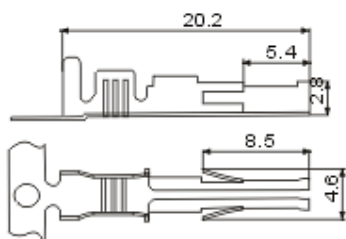


SPECIFICATIONS

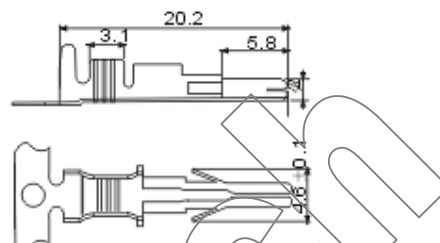
Pitch:	6.2 mm
Useable Wire Range:	AWG 26# ~ 16#
Current Rating:	10A, AC, DC
Voltage Rating:	300V, AC, DC
Operating Temperature:	-25°C ~ +85°C
Relative Humidity:	93%, +40 °C
Dielectric Withstanding:	1500V AC/minute
Contact Resistance:	≤ 10 mΩ/Contact
Insulator Resistance:	≥ 1000 MΩ at 100V
Material:	Nylon66/ Nylon6T, UL94V-0
Housing:	
Terminal:	Phosphor Bronze

ROHS Compliance

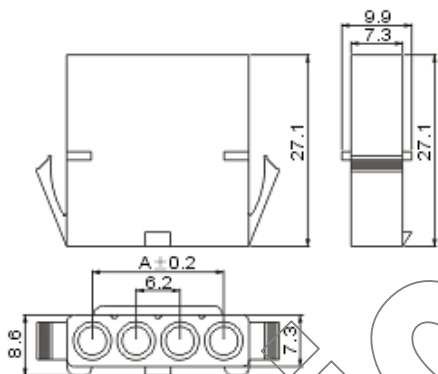
LL-R-T



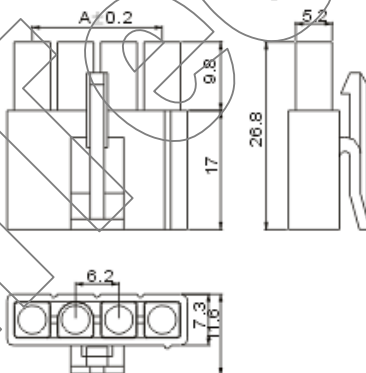
LL-P-T



LL-XR



LL-XP



Circuit	Part No.		Dimensions (mm)
			A
2	LL-2P	LL-2R	6.20
3	LL-3P	LL-3R	12.40
4	LL-4P	LL-4R	6.20
6	LL-6P	LL-6R	12.40
9	LL-9P	LL-9R	12.40
12	LL-12P	LL-12R	18.60
15	LL-15P	LL-15R	24.80